

LINEAR

MINIMALISTA Y EFICIENTE, SU DISEÑO COMBINA LINEAS SIMPLES Y MODERNAS CON UNA PERFORMANCE SUPERIOR.



LA ILUMINACIÓN ES LA CUARTA DIMENSIÓN DE LA ARQUITECTURA
Y DEBE SER FUNCIONAL A SUS REQUERIMIENTOS.
LINEAR®, LA NUEVA GENERACIÓN DE LUMINARIAS.

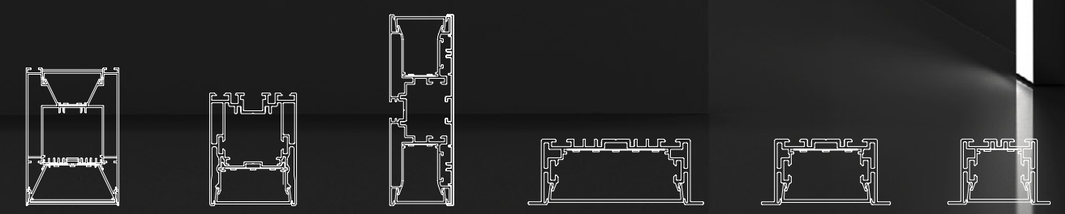

WLG73108 WLG5470 WLG12843 WLG9435 WLG6935 WLG5535

LINEAR

LINEAR



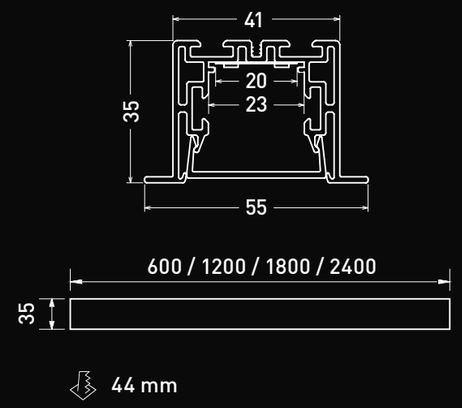

Perfil	LINEAR 5535 SL
Material	Aluminio anodizado
Acabado	Aluminio, negro o blanco
Lumen	1440 lm (600 mm) / 2875 lm (1200 mm) / 4315 lm (1800 mm) / 5755 lm (2400 mm)
CT	2700K, 3000K, 4200K



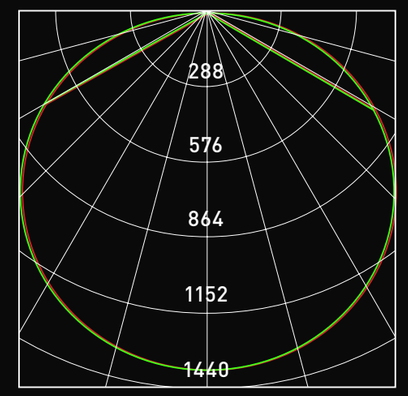

Avarage beam angle (50%): 109.9°

Flux out: 2972 lm

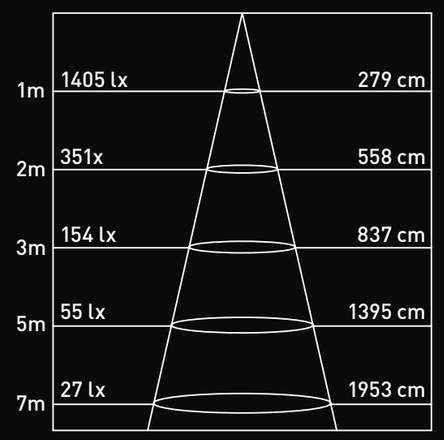

Áng.: 108.74°

Parámetros de fotometría en 1.2 M

INCLUYE

Tira flexible 101351400

Fuente de alimentación

Grampas de sujeción
WLG-RB

Tapa x2
WLG-5535-EC

Difusor
WLG-5535-CV

Sujetador de cable
WLG-BG

OPCIONAL

95 CRI

Sistema de control: TRIAC/DALI/1-10V

Puente de sujeción
WLG-RN

180° unión
WLG-UNION-180

Encuentro "L"
WLG-5535-L90



Encuentro "L" (interno)
WLG-5535-L90N

Encuentro "L" (externo)
WLG-5535-L90W

Encuentro "T"
WLG-5535-T90

Encuentro "X"
WLG-5535-X90

LINEAR



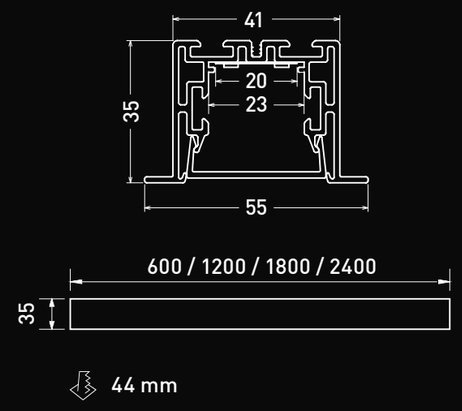

Perfil	LINEAR 5535 HL
Material	Aluminio anodizado
Acabado	Aluminio, negro o blanco
Lumen	1870 lm (600 mm) / 3740 lm (1200 mm) / 5610 lm (1800 mm) / 5755 lm (7480 mm)
CT	2700K, 3000K, 4200K

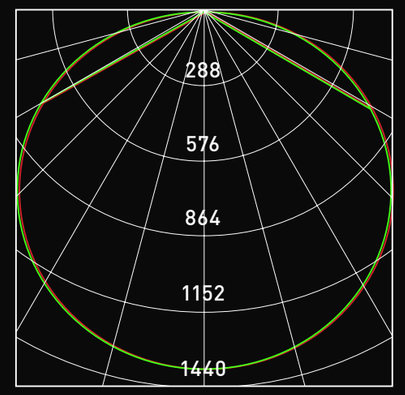

Avarage beam angle (50%): 109.9°

Flux out: 2972 lm

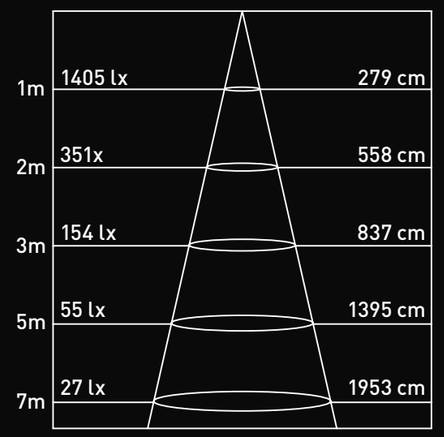

Áng.: 108.74°

Parámetros de fotometría en 1.2 M

INCLUYE

Tira flexible 101351400

Fuente de alimentación

Grampas de sujeción
WLG-RB

Tapa x2
WLG-5535-EC

Difusor
WLG-5535-CV

Sujetador de cable
WLG-BG



Papel reflector
WLG-RP

OPCIONAL

95 CRI

Sistema de control: TRIAC/DALI/1-10V

Puente de sujeción
WLG-RN

180° unión
WLG-UNION-180

Encuentro "L"
WLG-5535-L90



Encuentro "L" (interno)
WLG-5535-L90N

Encuentro "L" (externo)
WLG-5535-L90W

Encuentro "T"
WLG-5535-T90

Encuentro "X"
WLG-5535-X90

LINEAR

DIAGRAMA

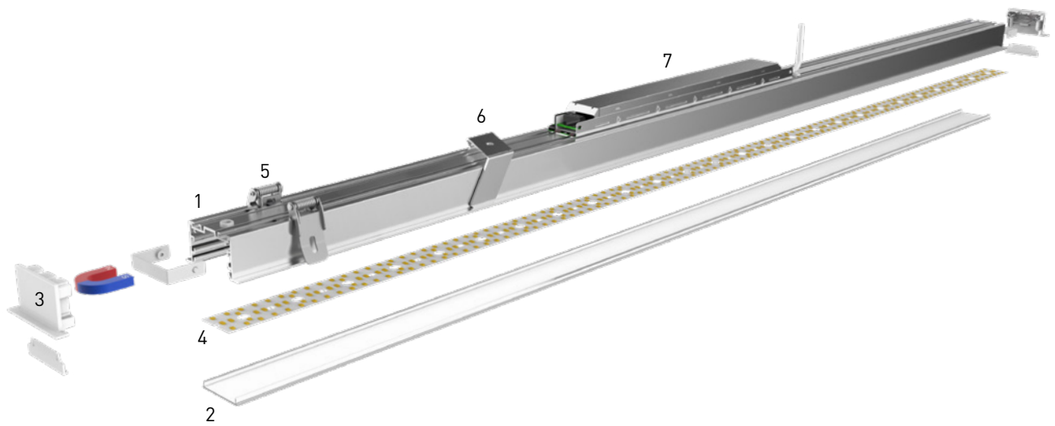

1. Perfil de aluminio
2. Difusor
3. Tapa magnética
4. Placa flexible
5. Grampas de sujeción (instalación en durlok)
6. Puente de sujeción (instalación en yeso)
7. Fuente de alimentación

INST. EN DURLOCK GRAMPAS DE SUJECIÓN



Paso 1: Ajusta la grampa de sujeción al cuerpo del perfil.
Paso 2: Eleva los brasos de la grampa e introduce el perfil con la grampa colocada en el interior del cielo raso.

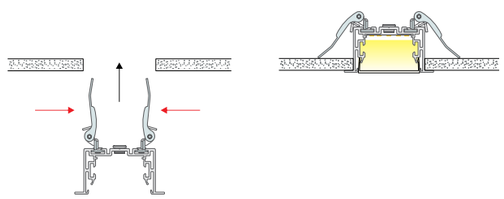

INST. EN YESO CON PUENTE DE SUJECIÓN



Paso 1: Ajusta el puente de sujeción al cuerpo del perfil.
Paso 2: Con un destornillador, gire en un radio de 90° presionando desde el interior del perfil hacia arriba.

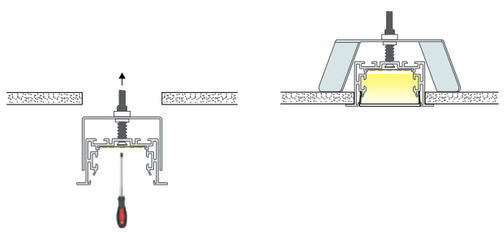

ACCESORIOS



Tapa magnética

180° unión

Encuentro "T"

Encuentro "X"

Encuentro "L" (interno)

Encuentro "L"

Encuentro "L" (externo)

LINEAR



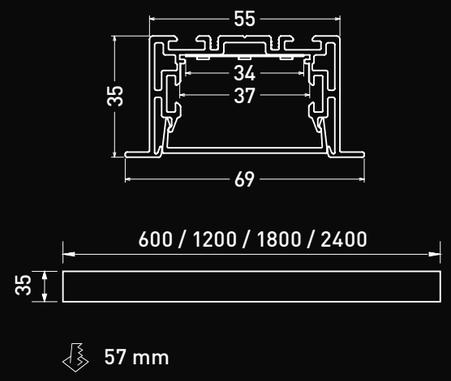

Perfil	LINEAR 6935 LL
Material	Aluminio anodizado
Acabado	Aluminio, negro o blanco
Lumen	1440 lm (600 mm) / 2875 lm (1200 mm) / 4315 lm (1800 mm) / 5755 lm (2400 mm)
CT	2700K, 3000K, 4200K

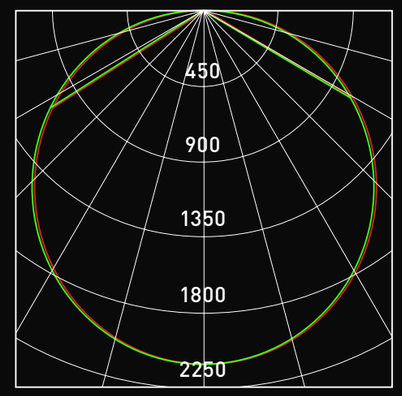

Avarage beam angle (50%): 102.4°

Flux out: 4039 lm

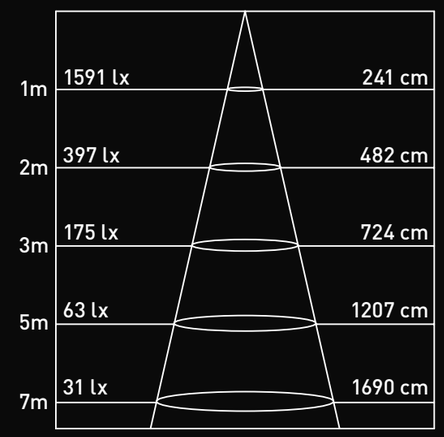

Áng.: 100.73°

Parámetros de fotometría en 1.2 M

INCLUYE

Placa flexible 101351400

Fuente de alimentación

Grapas de sujeción
WLG-RB

Tapa x2
WLG-6935-EC

Difusor
WLG-6935-CV

Sujetador de cable
WLG-BG



OPCIONAL

95 CRI

Sistema de control: TRIAC/DALI/1-10V

Puente de sujeción
WLG-RN

180° unión
WLG-UNION-180

Encuentro "L"
WLG-6935-L90

Encuentro "L" (interno)
WLG-6935-L90N

Encuentro "L" (externo)
WLG-6935-L90W

Encuentro "T"
WLG-6935-T90

Encuentro "X"
WLG-6935-X90

LINEAR



Perfil	LNEAR 6935 SL
Material	Aluminio anodizado
Acabado	Aluminio, negro o blanco
Lumen	1870 lm (600 mm) / 3740 lm (1200 mm) / 5610 lm (1800 mm) / 7480 lm (2400 mm)
CT	2700K, 3000K, 4200K

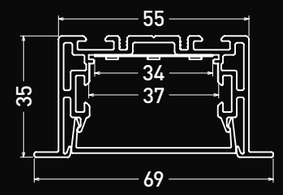

57 mm

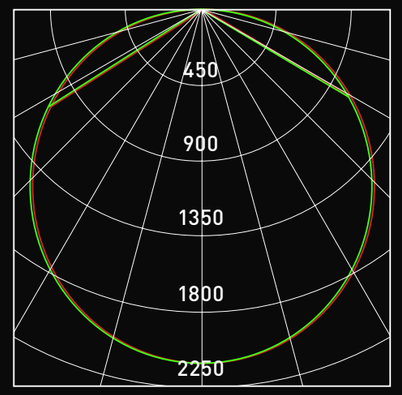

Avarage beam angle (50%): 102.4°

Flux out: 4039 lm

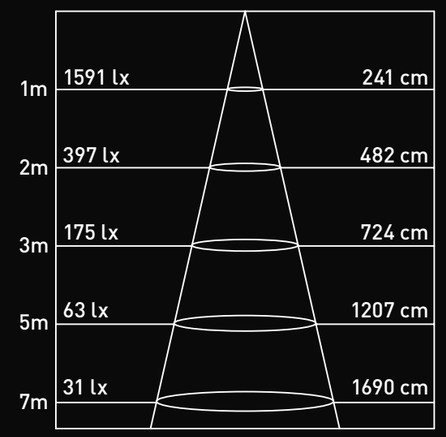

Áng.: 100.73°

Parámetros de fotometría en 1.2 M

INCLUYE

Placa flexible 101351400

Fuente de alimentación

Grapas de sujeción
WLG-RB

Tapa x2
WLG-6935-EC

Difusor
WLG-6935-CV

Sujetador de cable
WLG-BG

Papel reflector
WLG-RP

OPCIONAL

95 CRI

Sistema de control: TRIAC/DALI/1-10V

Puente de sujeción
WLG-RN

180° unión
WLG-UNION-180

Encuentro "L"
WLG-6935-L90

Encuentro "L" (interno)
WLG-6935-L90N

Encuentro "L" (externo)
WLG-6935-L90W

Encuentro "T"
WLG-6935-T90

Encuentro "X"
WLG-6935-X90

LINEAR



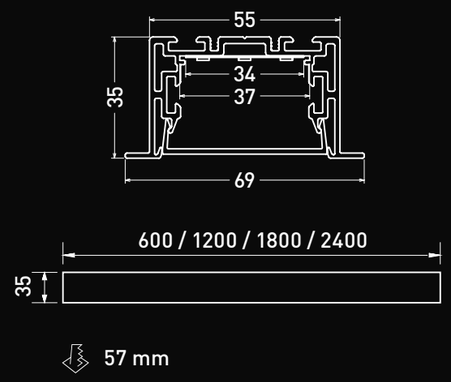

Perfil	LNEAR 6935 HL
Material	Aluminio anodizado
Acabado	Aluminio, negro o blanco
Lumen	2540 lm (600 mm) / 5085 lm (1200 mm) / 7625 lm (1800 mm) / 10160 lm (2400 mm)
CT	2700K, 3000K, 4200K

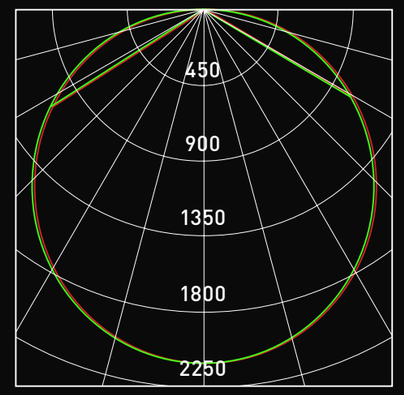

Avarage beam angle (50%): 102.4°

Flux out: 4039 lm

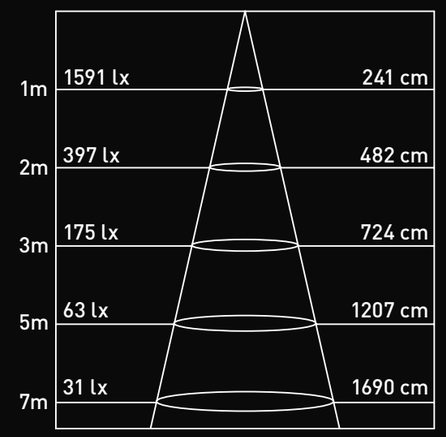

Áng.: 100.73°

Parámetros de fotometría en 1.2 M

INCLUYE

Placa flexible 101351425

Fuente de alimentación

Grapas de sujeción
WLG-RB

Tapa x2
WLG-6935-EC

Difusor
WLG-6935-CV

Sujetador de cable
WLG-BG

Papel reflector
WLG-RP

OPCIONAL

95 CRI

Sistema de control: TRIAC/DALI/1-10V

Puente de sujeción
WLG-RN

180° unión
WLG-UNION-180

Encuentro "L"
WLG-6935-L90

Encuentro "L" (interno)
WLG-6935-L90N

Encuentro "L" (externo)
WLG-6935-L90W

Encuentro "T"
WLG-6935-T90

Encuentro "X"
WLG-6935-X90

LINEAR

DIAGRAMA

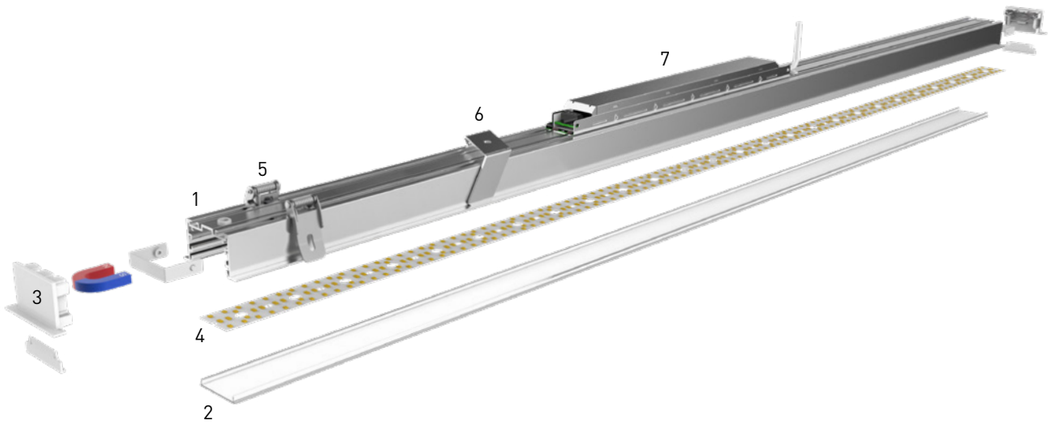

1. Perfil de aluminio
2. Difusor
3. Tapa magnética
4. Placa flexible
5. Grampas de sujeción (instalación en durlok)
6. Puente de sujeción (instalación en yeso)
7. Fuente de alimentación

INST. EN DURLOCK GRAMPAS DE SUJECIÓN



Paso 1: Ajusta la grampa de sujeción al cuerpo del perfil.
Paso 2: Eleva los brasos de la grampa e introduce el perfil con la grampa colocada en el interior del cielo raso.

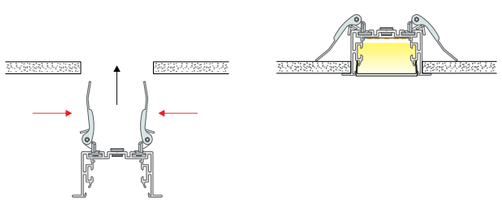

INST. EN YESO CON PUENTE DE SUJECIÓN



Paso 1: Ajusta el puente de sujeción al cuerpo del perfil.
Paso 2: Con un destornillador, gire en un radio de 90° presionando desde el interior del perfil hacia arriba.

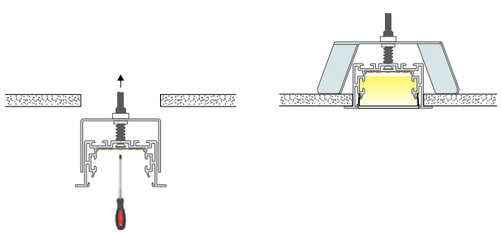

ACCESORIOS



Tapa magnética

180° unión

Encuentro "T"

Encuentro "X"

Encuentro "L" (interno)

Encuentro "L"

Encuentro "L" (externo)

LINEAR



Perfil	LINEAR 9435
Material	Aluminio anodizado
Acabado	Aluminio, negro o blanco
Lumen	2155 lm (600 mm) / 4315 lm (1200 mm) / 6470 lm (1800 mm) / 8630 lm (2400 mm)
CT	2700K, 4200K

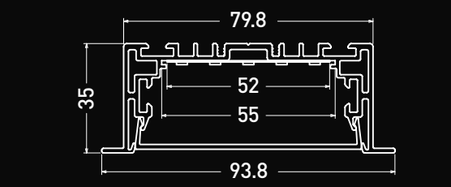

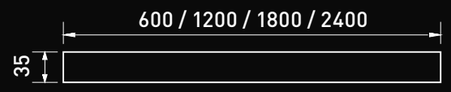

82 mm

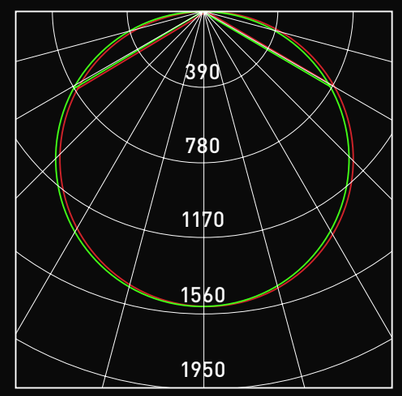

Avarage beam angle (50%): 104.6°

Flux out: 4458 lm

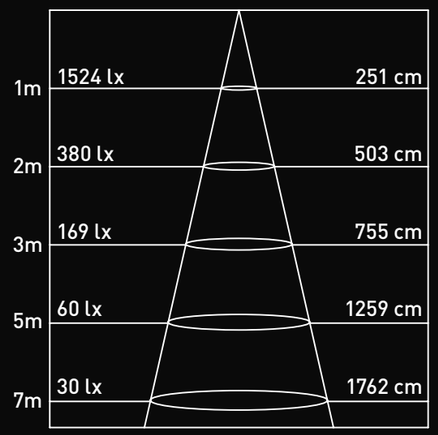

Áng.: 103.08°

Parámetros de fotometría en 1.2 M

INCLUYE

Placa flexible 101352100

Fuente de alimentación

Grapas de sujeción
WLG-RB

Tapa x2
WLG-9435-EC

Difusor
WLG-9435-CV

Sujetador de cable
WLG-BG

OPCIONAL

95 CRI

Sistema de control: TRIAC/DALI/1-10V

Puente de sujeción
WLG-RN

180° unión
WLG-UNION-180

Encuentro "L"
WLG-9435-L90



Encuentro "L" (interno)
WLG-9435-L90N

Encuentro "L" (externo)
WLG-9435-L90W

Encuentro "T"
WLG-9435-T90

Encuentro "X"
WLG-9435-X90

LINEAR

DIAGRAMA

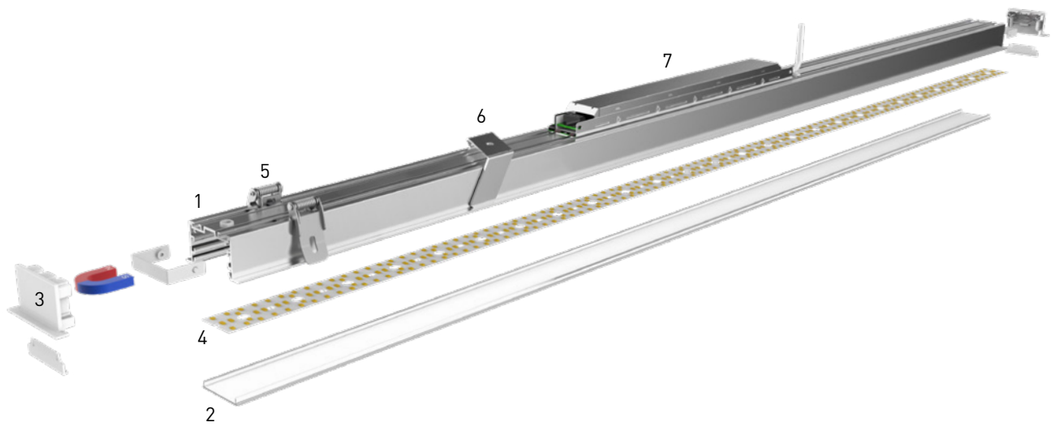

1. Perfil de aluminio
2. Difusor
3. Tapa magnética
4. Placa flexible
5. Grampas de sujeción (instalación en durlok)
6. Puente de sujeción (instalación en yeso)
7. Fuente de alimentación

INST. EN DURLOCK GRAMPAS DE SUJECIÓN



Paso 1: Ajusta la grampa de sujeción al cuerpo del perfil.
Paso 2: Eleva los brasos de la grampa e introduce el perfil con la grampa colocada en el interior del cielo raso.

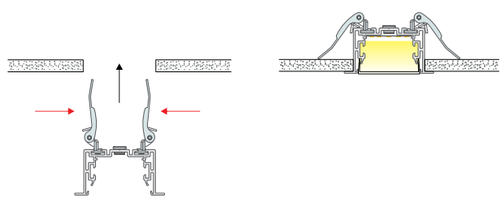

INST. EN YESO CON PUENTE DE SUJECIÓN



Paso 1: Ajusta el puente de sujeción al cuerpo del perfil.
Paso 2: Con un destornillador, gire en un radio de 90° presionando desde el interior del perfil hacia arriba.

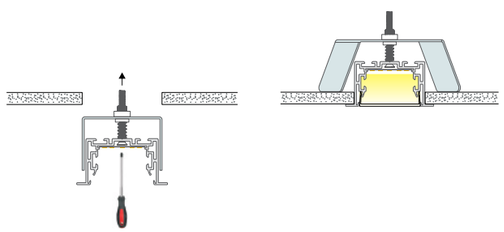

ACCESORIOS



Tapa magnética

180° unión

Encuentro "T"

Encuentro "X"

Encuentro "L" (interno)

Encuentro "L"

Encuentro "L" (externo)

LINEAR



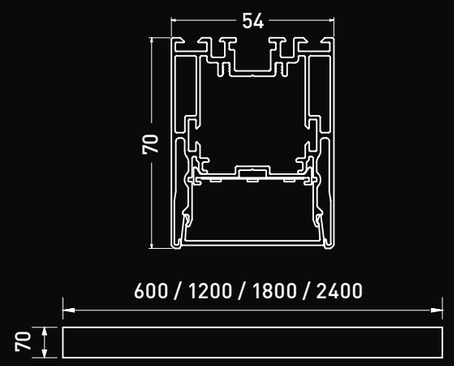

PF 0.95

Perfil	LINEAR 5470 LL
Material	Aluminio anodizado
Acabado	Aluminio, negro o blanco
Lumen	1440 lm (600 mm) / 2875 lm (1200 mm) / 4315 lm (1800 mm) / 5755 lm (2400 mm)
CT	2700K, 3000K, 4200K

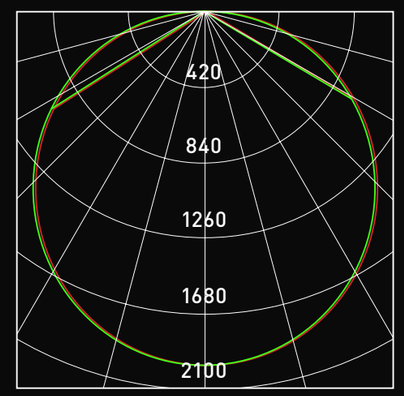

Avarage beam angle (50%): 103°

Flux out: 4039 lm

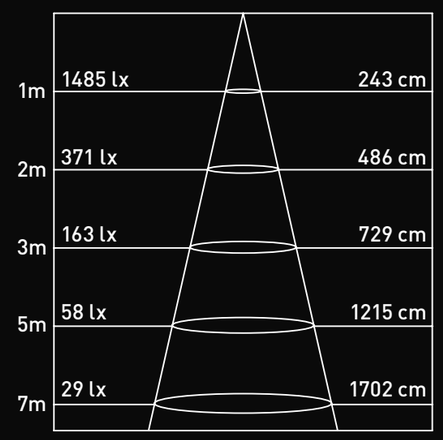

Áng.: 101.12°

Parámetros de fotometría en 1.2 M

INCLUYE

Placa flexible 101351400

Fuente de alimentación

Set tornillos WLG-5470-CL

Sujetador de cable WLG-BG

Tapa x2
WLG-5470-EC

Difusor
WLG-5470-CV

Traba rápida
WLG-5470-BK

OPCIONAL

95 CRI

Sistema de control: TRIAC/DALI/1-10V

Tensores de acero para suspender
WLG-PN

180° unión
WLG-UNION-180

Encuentro "L"
WLG-5470-L90

Encuentro "L" (interno)
WLG-5470-L90N

Encuentro "L" (externo)
WLG-5470-L90W

Encuentro "T"
WLG-5470-T90

Encuentro "X"
WLG-5470-X90

Accesorio para aplicar
WLG-5470-WL

Florón
WLG-FLORON

LINEAR



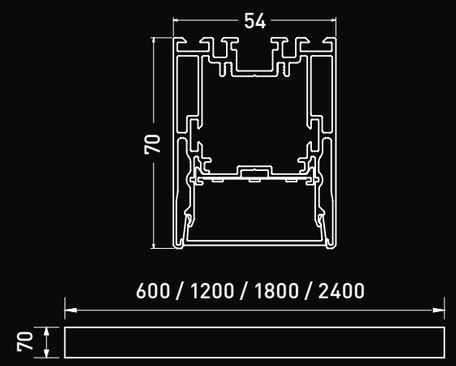

PF 0.95

Perfil	LINEAR 5470 SL
Material	Aluminio anodizado
Acabado	Aluminio, negro o blanco
Lumen	1870 lm (600 mm) / 3740 lm (1200 mm) / 5610 lm (1800 mm) / 7480 lm (2400 mm)
CT	2700K, 3000K, 4200K

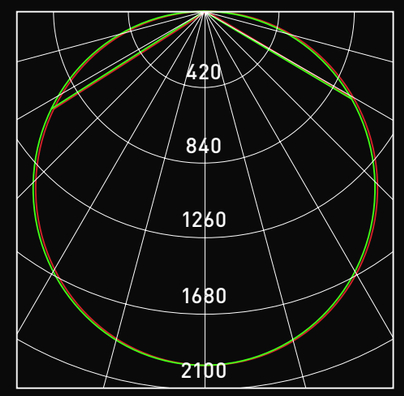

Avarage beam angle (50%): 103°

Flux out: 4039 lm

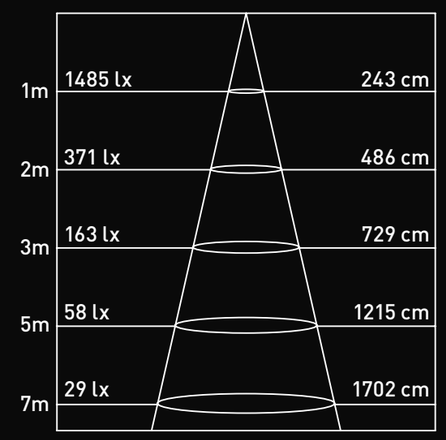

Áng.: 101.12°

Parámetros de fotometría en 1.2 M

INCLUYE

Placa flexible 101351400

Fuente de alimentación

Set tornillos WLG-5470-CL

Sujetador de cable WLG-BG

Tapa x2
WLG-5470-EC

Difusor
WLG-5470-CV

Traba rápida
WLG-5470-BK

OPCIONAL

95 CRI

Sistema de control: TRIAC/DALI/1-10V

Tensores de acero para suspender
WLG-PN

180° unión
WLG-UNION-180

Encuentro "L"
WLG-5470-L90

Encuentro "L" (interno)
WLG-5470-L90N

Encuentro "L" (externo)
WLG-5470-L90W

Encuentro "T"
WLG-5470-T90

Encuentro "X"
WLG-5470-X90

Accesorio para aplicar
WLG-5470-WL

Florón
WLG-FLORON

LINEAR



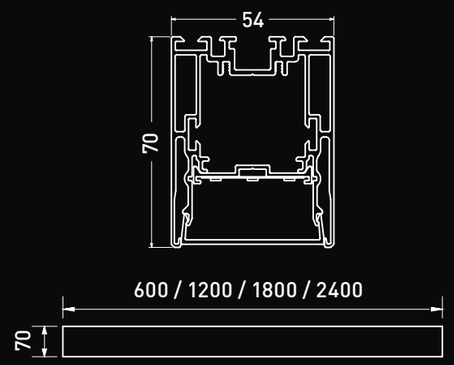

PF 0.95

Perfil	LINEAR 5470 HL
Material	Aluminio anodizado
Acabado	Aluminio, negro o blanco
Lumen	2540 lm (600 mm) / 5085 lm (1200 mm) / 7625 lm (1800 mm) / 10160 lm (2400 mm)
CT	2700K, 3000K, 4200K

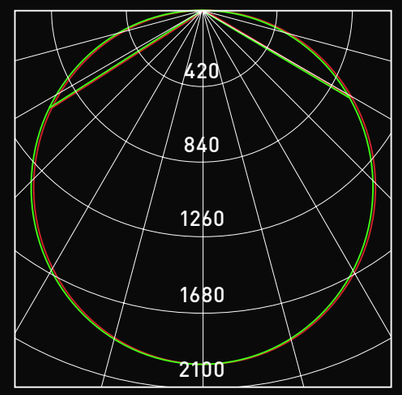

Avarage beam angle (50%): 103°

Flux out: 4039 lm

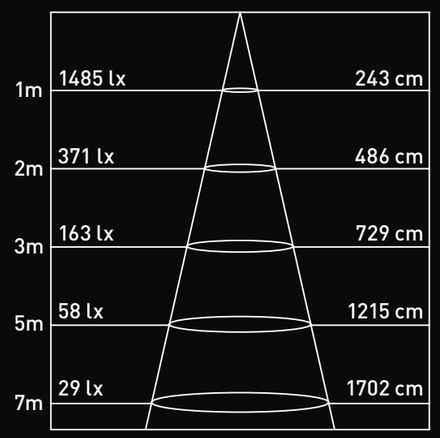

Áng.: 101.12°

Parámetros de fotometría en 1.2 M

INCLUYE

- **Placa flexible** 101351425
- **Fuente de alimentación**
- **Set tornillos** WLG-5470-CL
- **Sujetador de cable** WLG-BG
- **Papel reflector** WLG-RP
- **Tapa x2** WLG-5470-EC
- **Traba rápida** WLG-5470-BK
- **Difusor** WLG-5470-CV

OPCIONAL

- **95 CRI**
- **Sistema de control: TRIAC/DALI/1-10V**
- **Tensores de acero para suspender** WLG-PN
- **180° unión** WLG-UNION-180
- **Encuentro "L"** WLG-5470-L90
- **Encuentro "L" (interno)** WLG-5470-L90N
- **Encuentro "L" (externo)** WLG-5470-L90W
- **Encuentro "T"** WLG-5470-T90
- **Encuentro "X"** WLG-5470-X90
- **Accesorio para aplicar** WLG-5470-WL
- **Florón** WLG-FLORON

LINEAR

DIAGRAMA

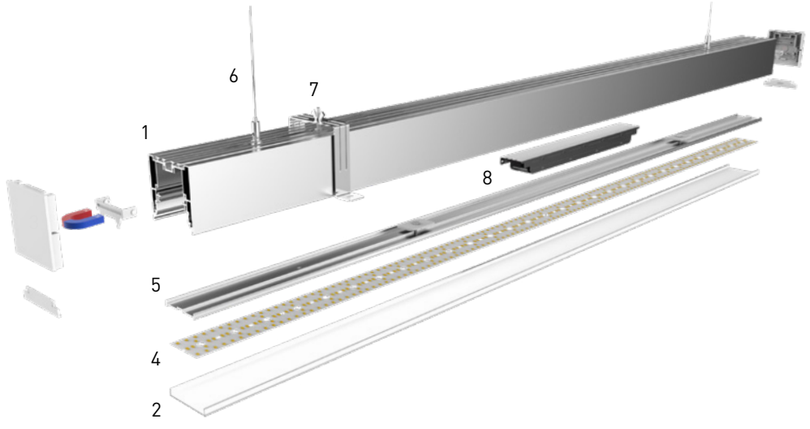

1. Perfil de aluminio
2. Difusor
3. Tapa magnética
4. Placa flexible
5. Guía de montaje
6. Tensores de acero
7. Puente de sujeción
8. Fuente de alimentación

INSTALACIÓN COLGANTE

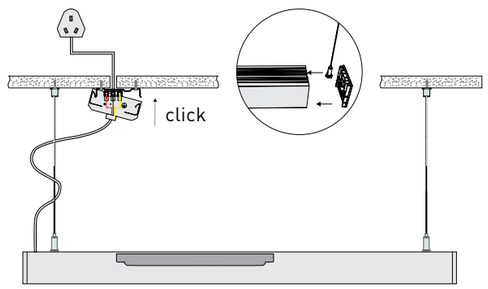



Paso 1: Unión del perfil + fuente de alimentación + difusor + tapa.
Paso 2: Instalación en el cielo raso.

INSTALACIÓN APLIQUE EN PARED



Paso 1: Instalar las trabas en la pared.
Paso 2: Instalar el perfil.

INSTALACIÓN APLIQUE EN TECHO/PARED

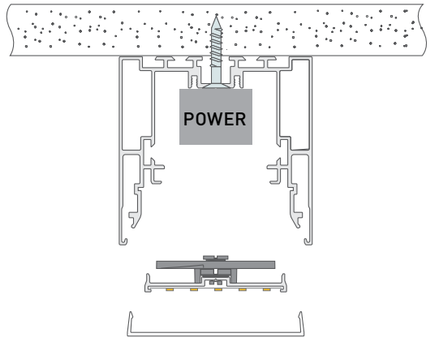

Paso 1: Instalación del perfil.

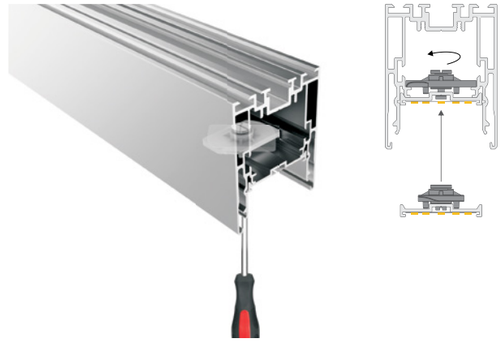

Paso 2: Instale la guía de montaje
Paso 3: Instale el difusor.

ACCESORIOS



Tapa magnética y difusor

Traba rápida

180° unión



Encuentro "L" (externo)

Encuentro "L" (interno)



Encuentro "L"



Encuentro "T"

Encuentro "X"

LINEAR



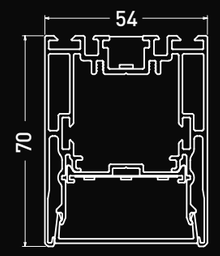

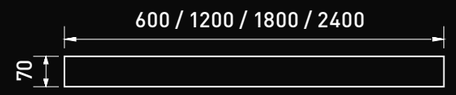

PF 0.95

Perfil	WLG-5470 Up & down
Material	Aluminio anodizado
Acabado	Aluminio, negro o blanco
Lumen	2580 lm (600 mm) / 5155 lm (1200 mm) / 7735 lm (1800 mm) / 10315 lm (2400 mm)
CT	2700K, 3000K, 4200K

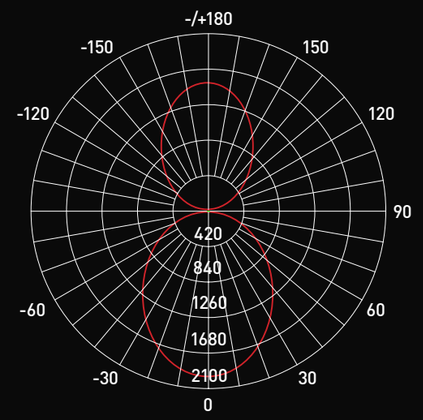

Avarage beam angle (50%): 360.0°

Flux out: 4039 lm

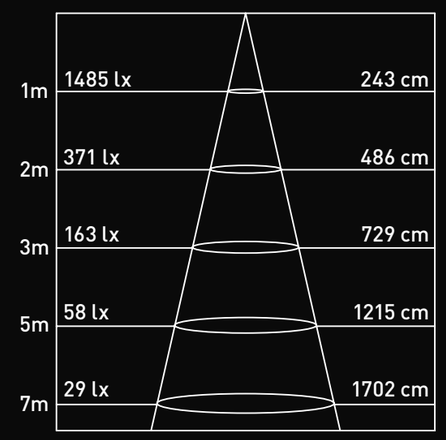

Áng.: 101.12°

Parámetros de fotometría en 1.2 M

INCLUYE

- **Placa flexible** 101351400 / 101350490
- **Fuente de alimentación**
- **Sujetador de cable** WLG-BG
- **Papel reflector** WLG-RP
- **Tapa x2** WLG-5470-EC
- **Difusor** WLG-5470-CV
- **Traba rápida** WLG-5470-BK
- **Tensores de acero para suspender** WLG-5470-PN

OPCIONAL

- **95 CRI**
- **Sistema de control: TRIAC/DALI/1-10V**
- **180° unión** WLG-UNION-180
- **Encuentro "L"** WLG-5470-L90
- **Encuentro "L" (interno)** WLG-5470-L90N
- **Encuentro "L" (externo)** WLG-5470-L90W
- **Encuentro "T"** WLG-5470-T90
- **Encuentro "X"** WLG-5470-X90
- **Accesorio para aplicar** WLG-5470-WL
- **Florón** WLG-FLORON

LINEAR

DIAGRAMA

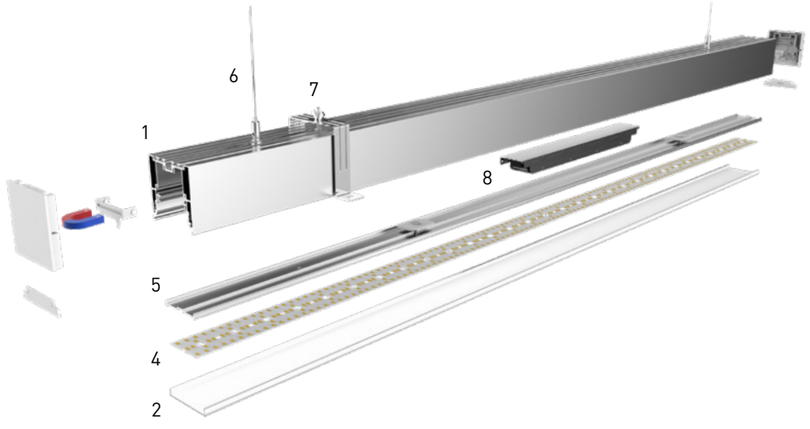

1. Perfil de aluminio
2. Difusor
3. Tapa magnética
4. Placa flexible
5. Guía de montaje
6. Tensores de acero
7. Puente de sujeción
8. Fuente de alimentación

INSTALACIÓN COLGANTE

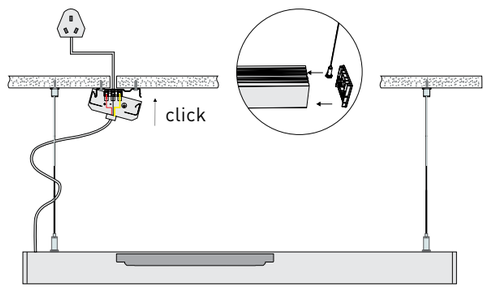

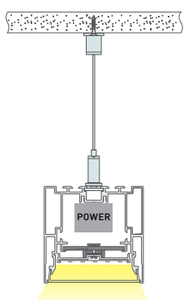

Paso 1: Unión del perfil + fuente de alimentación + difusor + tapa.
Paso 2: Instalación en el cielo raso.

INSTALACIÓN APLIQUE EN PARED



Paso 1: Instalar las trabas en la pared.
Paso 2: Instalar el perfil.

INSTALACIÓN APLIQUE EN TECHO/PARED

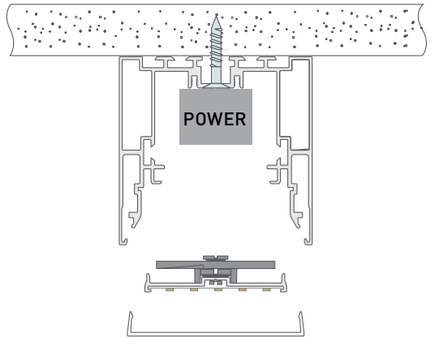

Paso 1: Instalación del perfil.

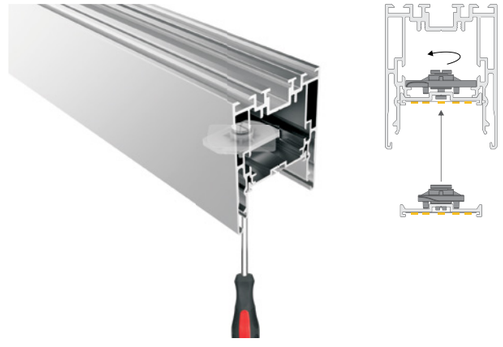

Paso 2: Instale la guía de montaje
Paso 3: Instale el difusor.

ACCESORIOS



Tapa magnética y difusor

Traba rápida

180° unión



Encuentro "L" (externo)

Encuentro "L" (interno)



Encuentro "L"



Encuentro "T"

Encuentro "X"

LINEAR



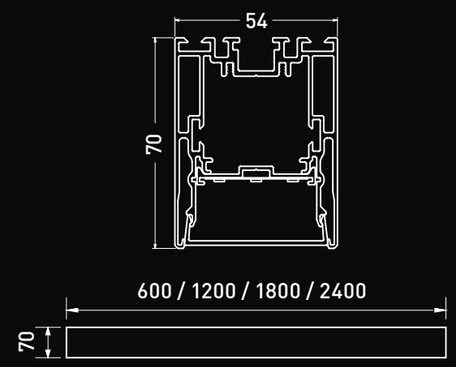

PF 0.95

Perfil	WLG-5470-LC
Material	Aluminio anodizado
Acabado	Aluminio, negro o blanco
Lumen	1440 lm (600 mm) / 2875 lm (1200 mm) / 4315 lm (1800 mm) / 5755 lm (2400 mm)
CT	2700K, 3000K, 4200K

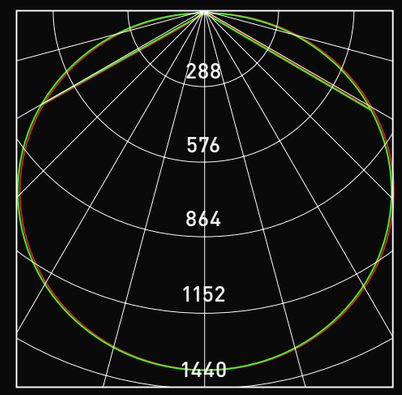

Avarage beam angle (50%): 109.9°

Flux out: 2972 lm

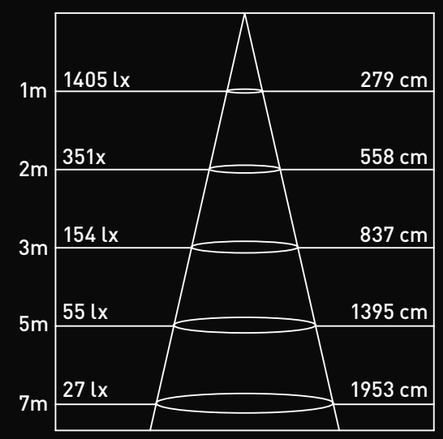

Áng.: 108.74°

Parámetros de fotometría en 1.2 M

INCLUYE

- **Placa flexible** 101351400
- **Fuente de alimentación**
- **Set tornillos**
- **Sujetador de cable** WLG-BG
- **Tapa x2** WLG-5470-EC
- **Difusor** WLG-5470-CV
- **Traba rápida** WLG-5470-BK

OPCIONAL

- **Sistema de control: TRIAC/DALI/1-10V**
- **Tensores de acero para suspender** WLG-PN
- **180° unión** WLG-UNION-180
- **Encuentro "L"** WLG-5470-L90
- **Encuentro "L" (interno)** WLG-5470-L90N
- **Encuentro "L" (externo)** WLG-5470-L90W
- **Encuentro "T"** WLG-5470-T90
- **Encuentro "X"** WLG-5470-X90
- **Accesorio para aplicar** WLG-5470-WL
- **Florón** WLG-FLORON

LINEAR

DIAGRAMA

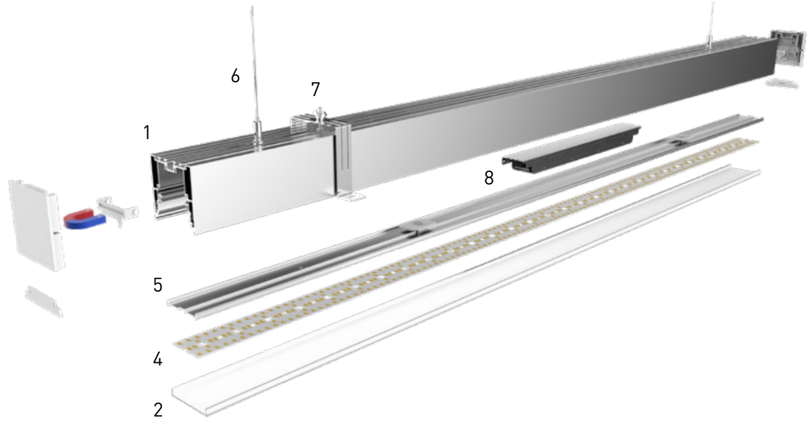

1. Perfil de aluminio
2. Difusor
3. Tapa magnética
4. Placa flexible
5. Guía de montaje
6. Tensores de acero
7. Puente de sujeción
8. Fuente de alimentación

INSTALACIÓN COLGANTE

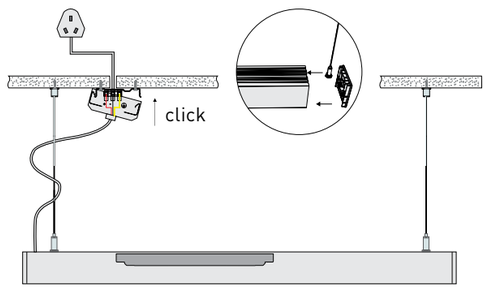

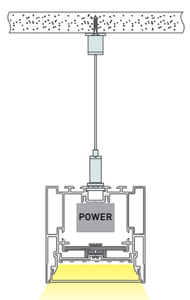

Paso 1: Unión del perfil + fuente de alimentación + difusor + tapa.
Paso 2: Instalación en el cielo raso.

INSTALACIÓN APLIQUE EN PARED



Paso 1: Instalar las trabas en la pared.
Paso 2: Instalar el perfil.

INSTALACIÓN APLIQUE EN TECHO/PARED

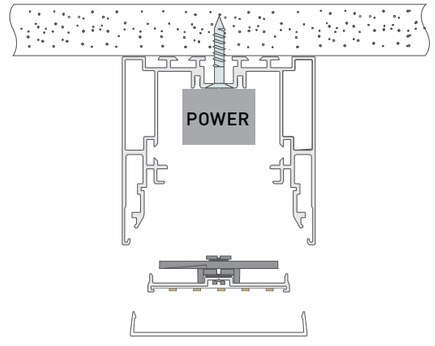

Paso 1: Instalación del perfil.

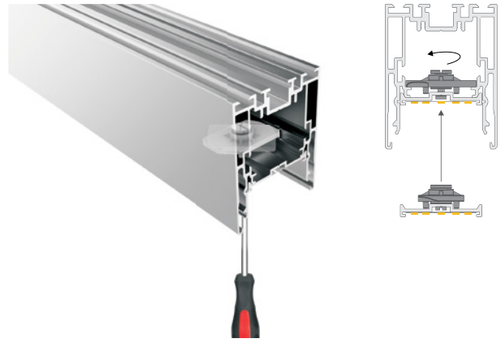

Paso 2: Instale la guía de montaje
Paso 3: Instale el difusor.

ACCESORIOS



Tapa magnética y difusor

Traba rápida

180° unión



Encuentro "L" (externo)

Encuentro "L" (interno)



Encuentro "L"



Encuentro "T"

Encuentro "X"

LINEAR



PF 0.95

Perfil	WLG-12843 Up & down
Material	Aluminio anodizado
Acabado	Aluminio, negro o blanco
Lumen	2875 lm (600 mm) / 5755 lm (1200 mm) / 8630 lm (1800 mm) / 11505 lm (2400 mm)
CT	2700K, 3000K, 4200K

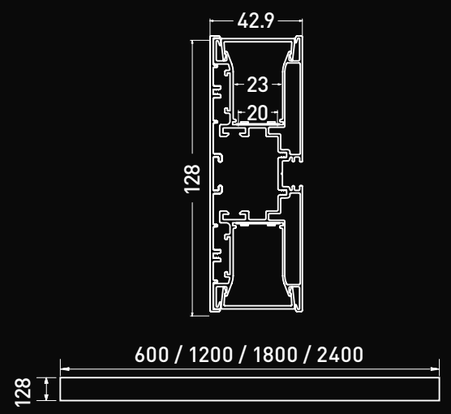

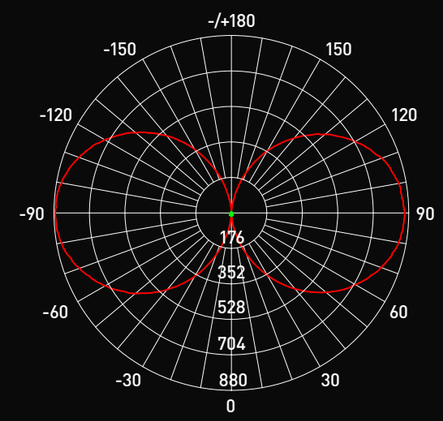

Avarage beam angle (50%): 254.7°

Flux out: 2972 lm

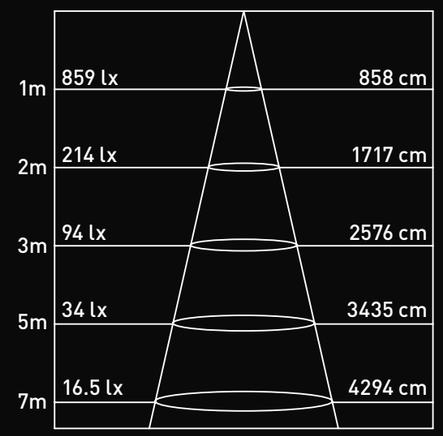

Áng.: 153.78°

Parámetros de fotometría en 1.2 M

INCLUYE

Placa flexible 101351400

Fuente de alimentación

Tapa x2
WLG-12843-EC

Difusor x2
WLG-12843-CV

Set tornillos
WLG-12843-CL

OPCIONAL

95 CRI

Sistema de control: TRIAC/DALI/1-10V

180° unión
WLG-UNION-180

Encuentro "L" (interno)
WLG-12843-L90N

Encuentro "L" (externo)
WLG-12843-L90W

LINEAR

DIAGRAMA

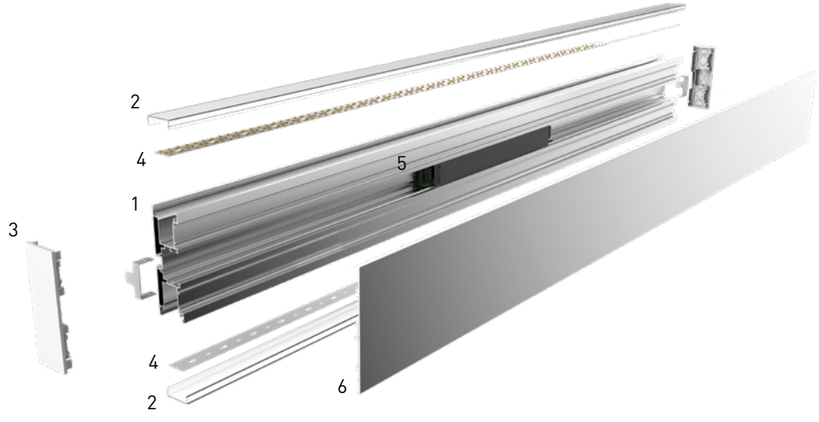

1. Perfil de aluminio
2. Difusores
3. Tapa magnética
4. Placas flexibles
5. Fuente de alimentación
6. Cubierta de aluminio

INSTALACIÓN APLIQUE EN PARED

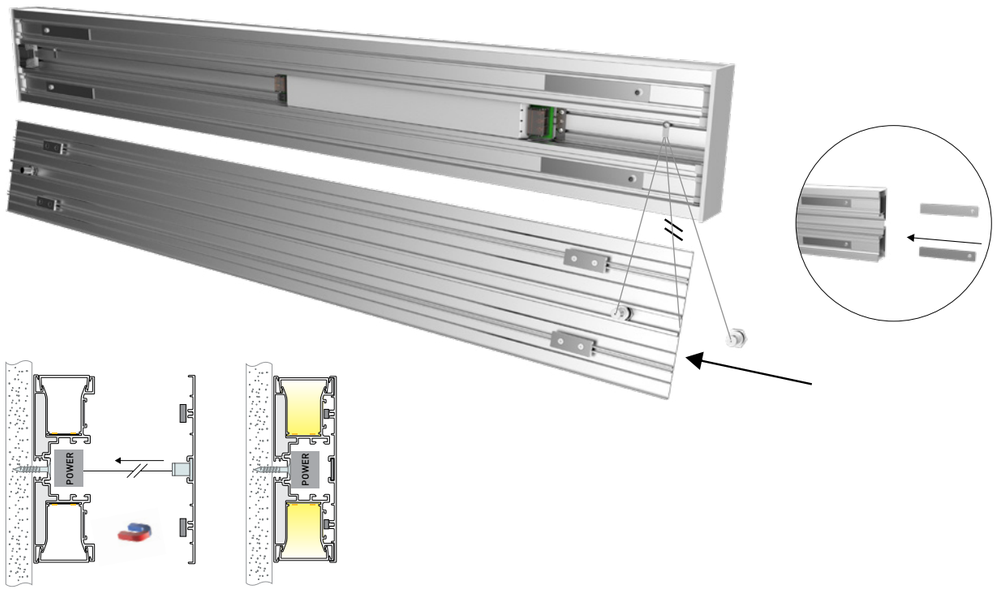

Instale el perfil y luego coloque la cubierta.

ACCESORIOS

Paso 1: Instale la barrera de seguridad.
Paso 2: Coloque la tapa magnética

Tapa magnética

180° unión

Encuentro "L" (interno)



Encuentro "L" (externo)

LINEAR



PF 0.95
UGR<19

Perfil	WLG-73108 Up & down
Material	Aluminio anodizado
Acabado	Aluminio, negro o blanco
Lumen	3390 lm (600 mm) / 6785 lm (1200 mm) / 10175 lm (1800 mm) / 13570 lm (2400 mm)
CT	2700K, 3000K, 4200K

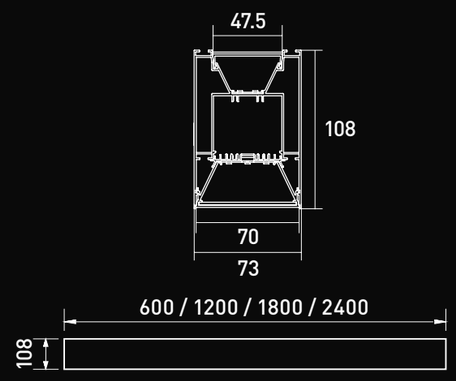

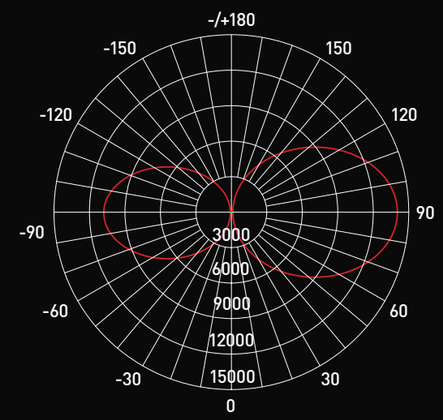

Avarage beam angle (50%): 360.0°

Flux out: 4039 lm

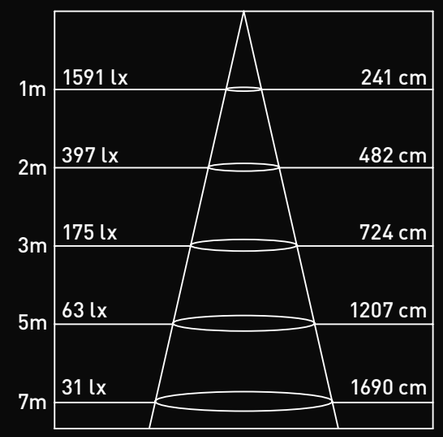

Áng.: 119°

Parámetros de fotometría en 1.2 M

INCLUYE

Placa flexible 101351425 y 101351400

Fuente de alimentación

Tensores de acero para suspender
WLG-73108-PY

Difusor
WLG-73108-CV

Abrazadera de fijación
Acero inoxidable

Sujetador de cable
WLG-BG

Tapa magnética
WLG-73108-ECS

Abrazadera de suspención (x2)
Acero inoxidable

OPCIONAL

95 CRI

Sistema de control: TRIAC/DALI/1-10V

180° unión
WLG-UNION-180

Encuentro "L"
WLG-73108-L90

Encuentro "T"
WLG-73108-T90

Encuentro "X"
WLG-73108-X90

LINEAR

DIAGRAMA



1. Perfil de aluminio
2. Guía de montaje
3. Difusores
4. Tapa magnética
5. Abrazadera de fijación
6. Abrazadera de suspención
7. Tensores de acero para colgar
8. Fuente de alimentación

INSTALACIÓN COLGANTE

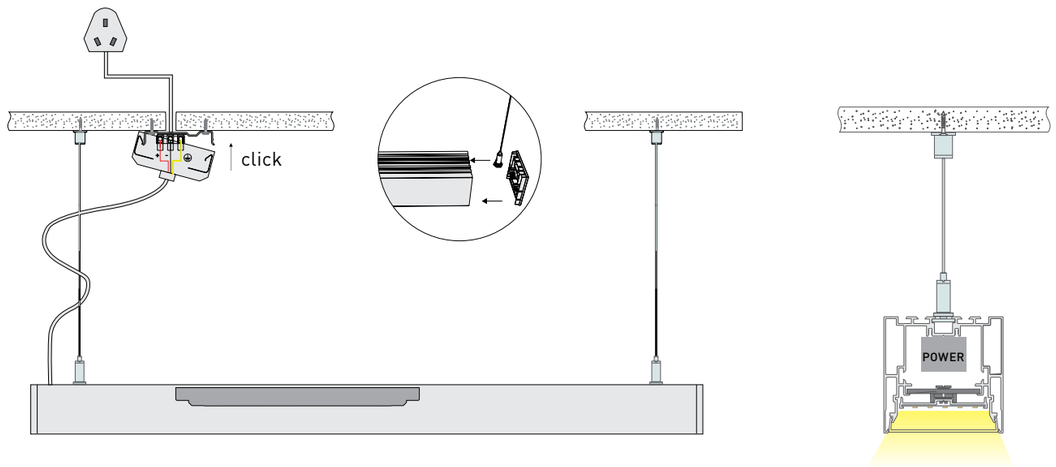

Paso 1: Unión del perfil + fuente de alimentación + difusor + tapa.
Paso 2: Instalación en el cielo raso.

ACCESORIOS



Encuentro "L"



Encuentro "T"



Encuentro "X"

180° unión